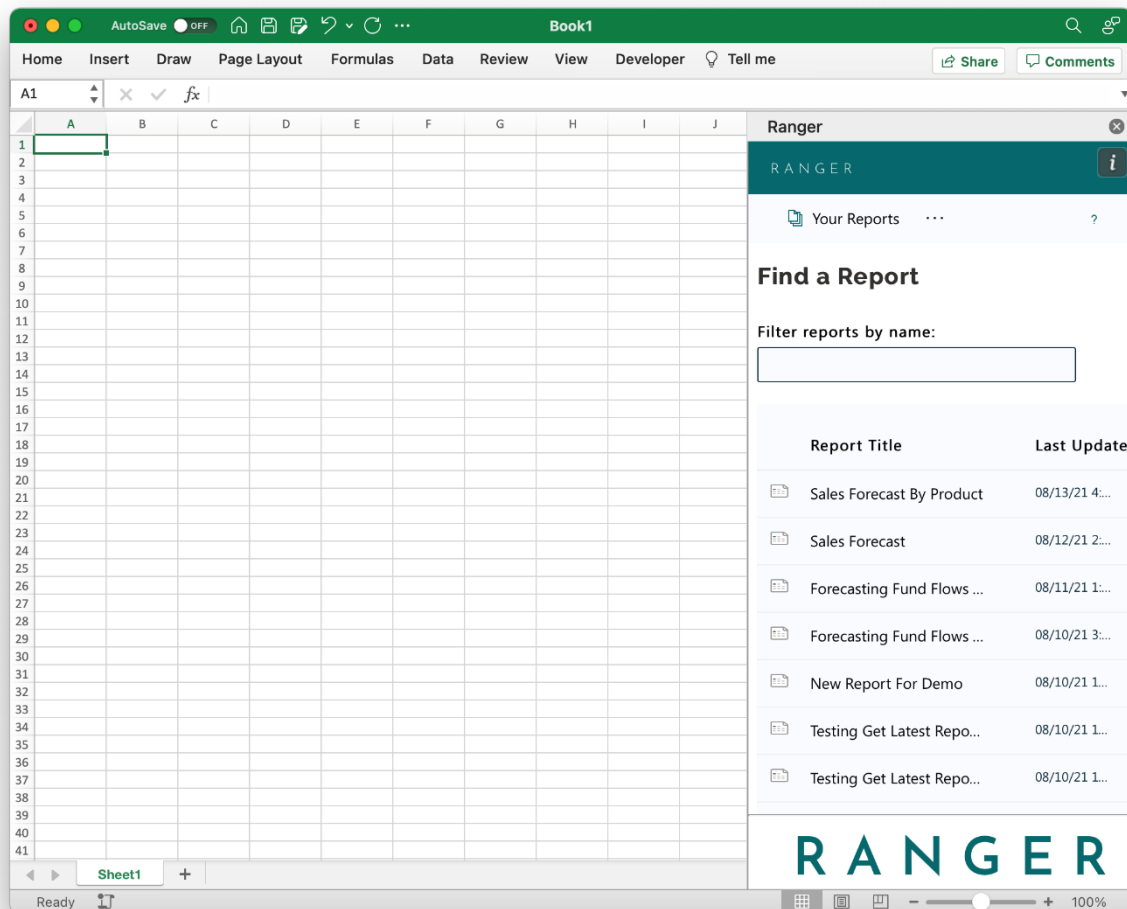
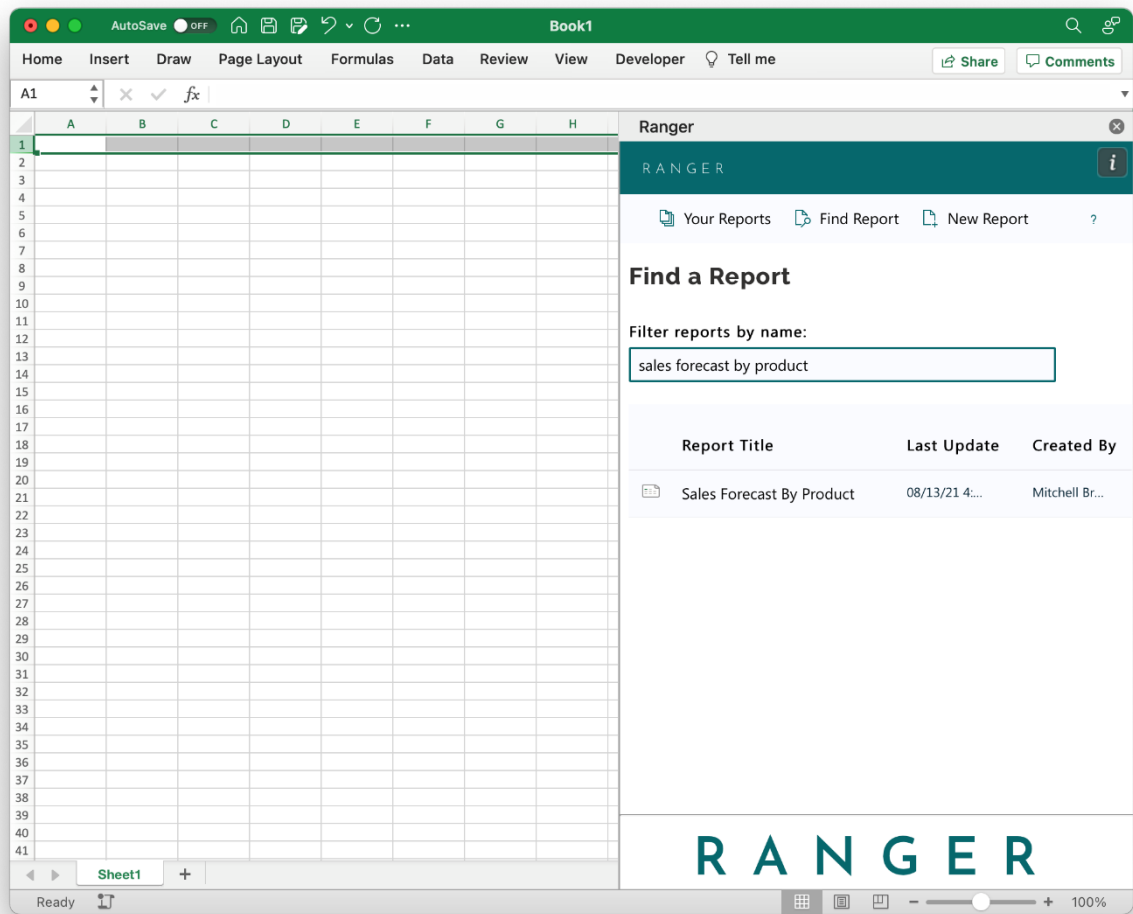


# RANGER

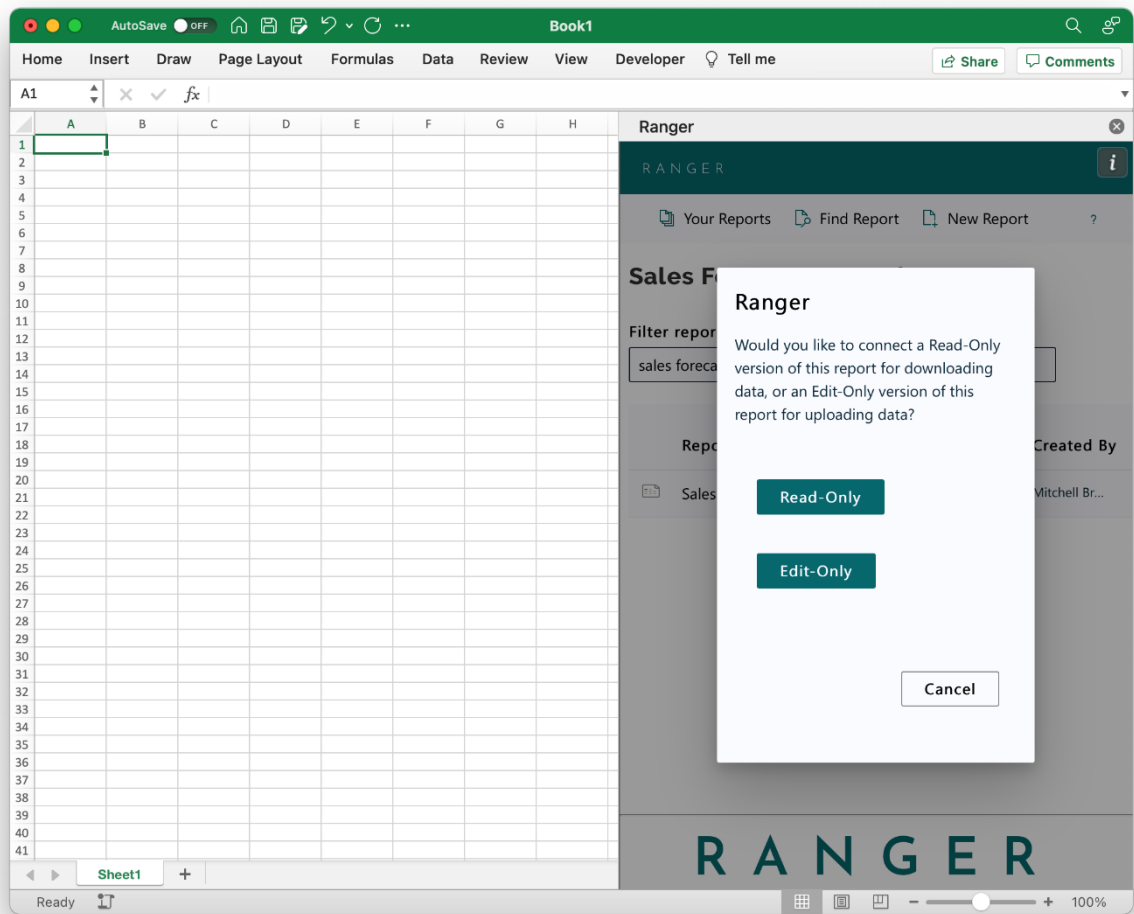
Ranger is great for accessing the data created and shared by your coworkers. You can access this data by finding a report and connecting it to your workbook. This guide shows you how to work through the process of finding a report and connecting your workbook to it. If you have any questions, feel free to reach out to customer support.



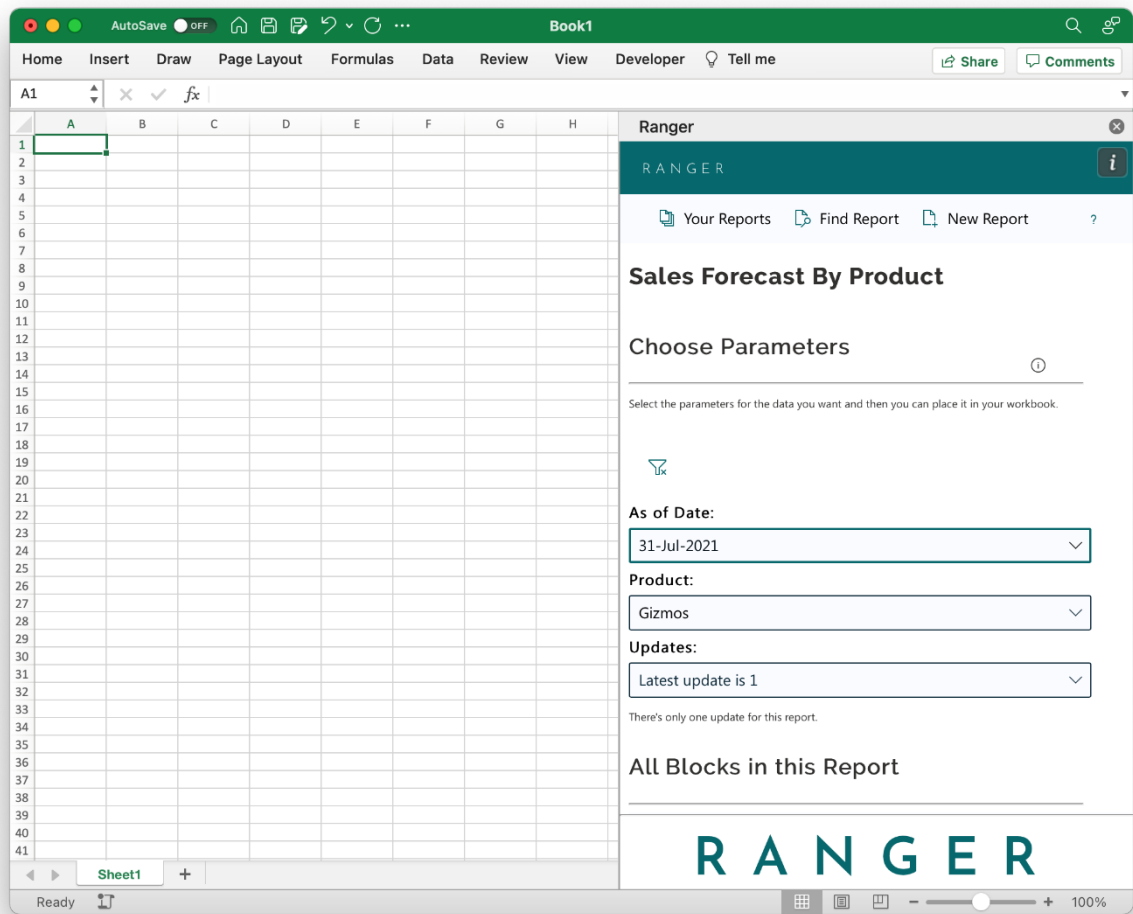
1. Connect to a report by going to the Find Report panel and double-clicking the report



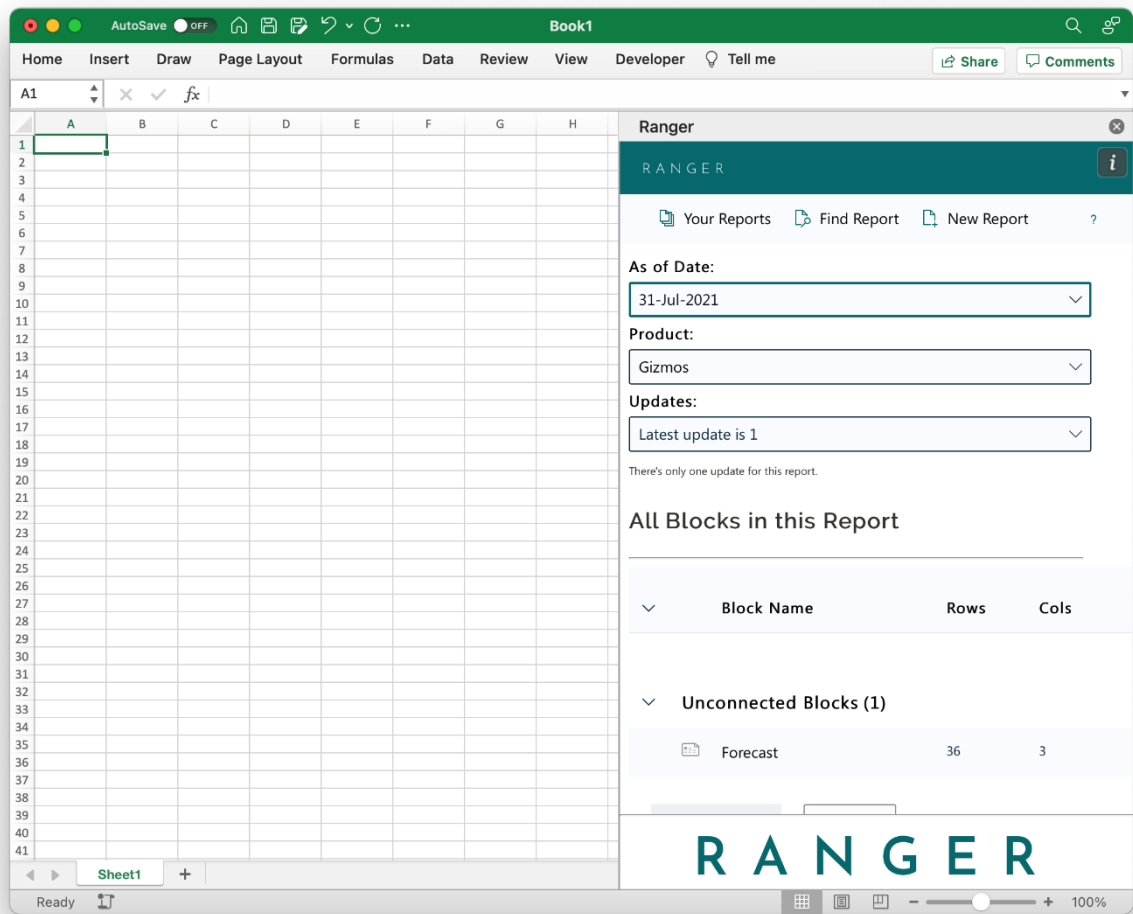
2. If you don't see the report you're looking for, you can search for it by name by using the "Filter reports by name" functionality



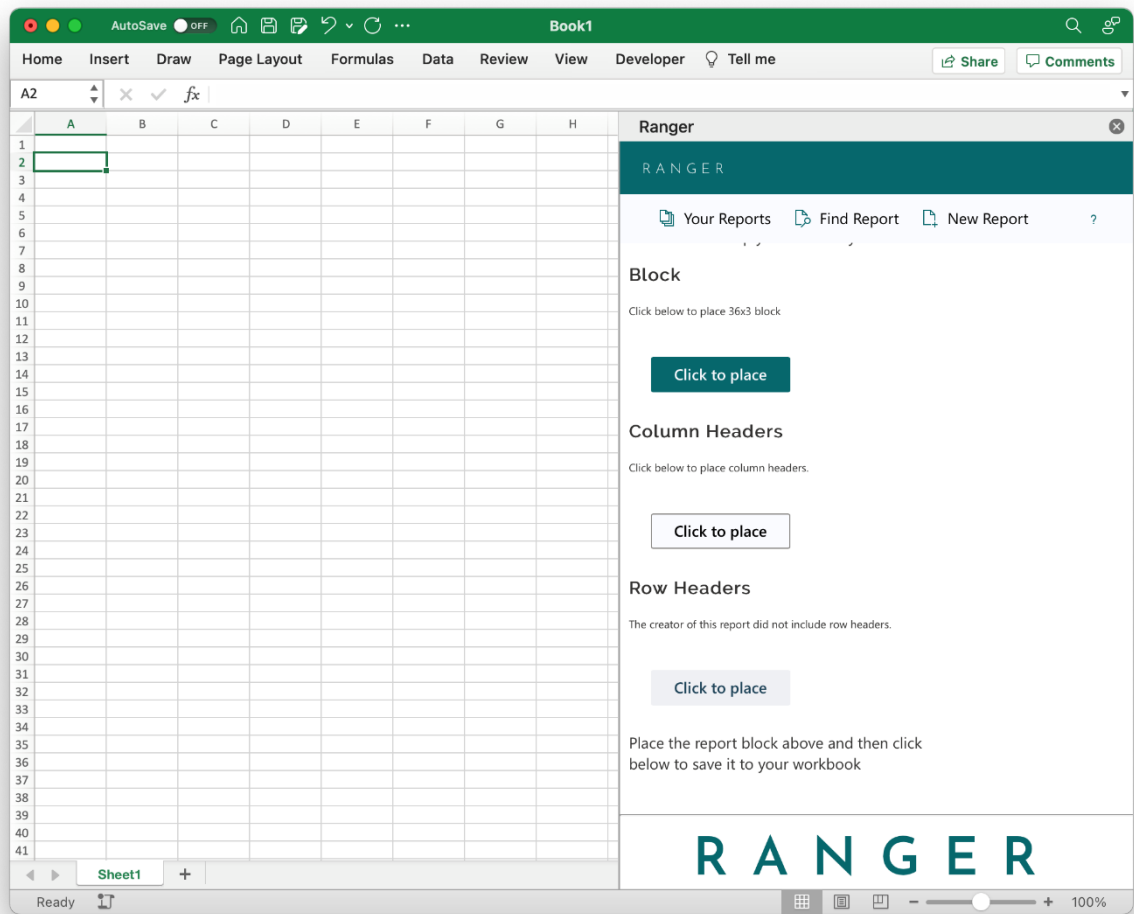
3. Because you want to use this data, you will click "Read-Only" in the window that pops up



4. Select the parameters for the report version you'd like to access using the dropdowns. If a parameter is grayed out, this means the parameter is not available given your other selected parameters



5. When you have selected parameters, the block(s) uploaded for those parameters will show below. Double click on a block to connect it to your report



6. To place the data in the block, click the “Click to place” button

The screenshot shows an Excel spreadsheet with a table of 37 rows of data. The first column (A) contains the word 'Gizmos' repeated 37 times. The second column (B) contains numerical values ranging from 43861 to 44926. The third column (C) contains numerical values ranging from 48629 to 95552.377. The Ranger sidebar is open on the right, showing a 'Block' configuration panel for the selected data range (Sheet1!A2:C37). The panel includes options for 'Your Reports', 'Find Report', and 'New Report', and a 'Click to place' button.

|    | A      | B     | C          |
|----|--------|-------|------------|
| 1  |        |       |            |
| 2  | Gizmos | 43861 | 48629      |
| 3  | Gizmos | 43890 | 48037.8878 |
| 4  | Gizmos | 43921 | 50583.7279 |
| 5  | Gizmos | 43951 | 52601.6086 |
| 6  | Gizmos | 43982 | 55928.8232 |
| 7  | Gizmos | 44012 | 59961.2045 |
| 8  | Gizmos | 44043 | 62514.1658 |
| 9  | Gizmos | 44074 | 63309.0149 |
| 10 | Gizmos | 44104 | 63109.5681 |
| 11 | Gizmos | 44135 | 66478.1256 |
| 12 | Gizmos | 44165 | 70561.7711 |
| 13 | Gizmos | 44196 | 69191.7765 |
| 14 | Gizmos | 44227 | 72176.8082 |
| 15 | Gizmos | 44255 | 75957.391  |
| 16 | Gizmos | 44286 | 79447.2156 |
| 17 | Gizmos | 44316 | 77708.2794 |
| 18 | Gizmos | 44347 | 78828.0864 |
| 19 | Gizmos | 44377 | 83272.6108 |
| 20 | Gizmos | 44408 | 85504.6561 |
| 21 | Gizmos | 44439 | 84106.0796 |
| 22 | Gizmos | 44469 | 84185.0176 |
| 23 | Gizmos | 44500 | 83404.3387 |
| 24 | Gizmos | 44530 | 82647.3022 |
| 25 | Gizmos | 44561 | 79316.0182 |
| 26 | Gizmos | 44592 | 80249.7922 |
| 27 | Gizmos | 44620 | 81477.291  |
| 28 | Gizmos | 44651 | 86501.4583 |
| 29 | Gizmos | 44681 | 90198.5205 |
| 30 | Gizmos | 44712 | 87101.9264 |
| 31 | Gizmos | 44742 | 83855.2941 |
| 32 | Gizmos | 44773 | 84854.3167 |
| 33 | Gizmos | 44804 | 89603.3671 |
| 34 | Gizmos | 44834 | 85329.8314 |
| 35 | Gizmos | 44865 | 90260.8599 |
| 36 | Gizmos | 44895 | 95377.4527 |
| 37 | Gizmos | 44926 | 95552.377  |
| 38 |        |       |            |
| 39 |        |       |            |
| 40 |        |       |            |
| 41 |        |       |            |

- The data will be downloaded in your worksheet and with formatting to indicate it is connected to the Ranger data storage system

The screenshot shows a spreadsheet application window titled "Book1". The main area displays a table with the following data:

| Product | Month | Amount     |
|---------|-------|------------|
| Gizmos  | 43861 | 48629      |
| Gizmos  | 43890 | 48037.8878 |
| Gizmos  | 43921 | 50583.7279 |
| Gizmos  | 43951 | 52601.6086 |
| Gizmos  | 43982 | 55928.8232 |
| Gizmos  | 44012 | 59961.2045 |
| Gizmos  | 44043 | 62514.1658 |
| Gizmos  | 44074 | 63309.0149 |
| Gizmos  | 44104 | 63109.5681 |
| Gizmos  | 44135 | 66478.1256 |
| Gizmos  | 44165 | 70561.7711 |
| Gizmos  | 44196 | 69191.7765 |
| Gizmos  | 44227 | 72176.8082 |
| Gizmos  | 44255 | 75957.391  |
| Gizmos  | 44286 | 79447.2156 |
| Gizmos  | 44316 | 77708.2794 |
| Gizmos  | 44347 | 78828.0864 |
| Gizmos  | 44377 | 83272.6108 |
| Gizmos  | 44408 | 85504.6561 |
| Gizmos  | 44439 | 84106.0796 |
| Gizmos  | 44469 | 84185.0176 |
| Gizmos  | 44500 | 83404.3387 |
| Gizmos  | 44530 | 82647.3022 |
| Gizmos  | 44561 | 79316.0182 |
| Gizmos  | 44592 | 80249.7922 |
| Gizmos  | 44620 | 81477.291  |
| Gizmos  | 44651 | 86501.4583 |
| Gizmos  | 44681 | 90198.5205 |
| Gizmos  | 44712 | 87101.9264 |
| Gizmos  | 44742 | 83855.2941 |
| Gizmos  | 44773 | 84854.3167 |
| Gizmos  | 44804 | 89603.3671 |
| Gizmos  | 44834 | 85329.8314 |
| Gizmos  | 44865 | 90260.8599 |
| Gizmos  | 44895 | 95377.4527 |
| Gizmos  | 44926 | 95552.377  |

The right sidebar, titled "Ranger", contains the following elements:

- Navigation: "Your Reports", "Find Report", "New Report", and a help icon.
- Instruction: "Click below to place a block in your workbook to keep your data in sync."
- Block Information: "Block data: Sheet1!A2:C37" and "Column headers: Sheet1!A1:C1".
- Row Headers: "The creator of this report did not include row headers."
- Action: A "Click to place" button (which is currently grayed out).
- Finalization: "Once you're satisfied with its placement, click below to finalize this block and save block to your workbook".
- Buttons: "Save block" and "Cancel".
- Footer: The "RANGER" logo.

8. Add headers to the workbook so you are able to see labels for the block data. If a "Click to place" button is grayed out, that means the creator of the report version did not include those headers for the block



The screenshot shows a spreadsheet application with a data table and a 'Ranger' report panel. The data table has the following columns: Product, Month, and Amount. The report panel shows settings for 'Your Reports', 'Product', and 'Updates', and a table of 'All Blocks in this Report'.

| Product | Month | Amount     |
|---------|-------|------------|
| Gizmos  | 43861 | 48629      |
| Gizmos  | 43890 | 48037.8878 |
| Gizmos  | 43921 | 50583.7279 |
| Gizmos  | 43951 | 52601.6086 |
| Gizmos  | 43982 | 55928.8232 |
| Gizmos  | 44012 | 59961.2045 |
| Gizmos  | 44043 | 62514.1658 |
| Gizmos  | 44074 | 63309.0149 |
| Gizmos  | 44104 | 63109.5681 |
| Gizmos  | 44135 | 66478.1256 |
| Gizmos  | 44165 | 70561.7711 |
| Gizmos  | 44196 | 69191.7765 |
| Gizmos  | 44227 | 72176.8082 |
| Gizmos  | 44255 | 75957.391  |
| Gizmos  | 44286 | 79447.2156 |
| Gizmos  | 44316 | 77708.2794 |
| Gizmos  | 44347 | 78828.0864 |
| Gizmos  | 44377 | 83272.6108 |
| Gizmos  | 44408 | 85504.6561 |
| Gizmos  | 44439 | 84106.0796 |
| Gizmos  | 44469 | 84185.0176 |
| Gizmos  | 44500 | 83404.3387 |
| Gizmos  | 44530 | 82647.3022 |
| Gizmos  | 44561 | 79316.0182 |
| Gizmos  | 44592 | 80249.7922 |
| Gizmos  | 44620 | 81477.291  |
| Gizmos  | 44651 | 86501.4583 |
| Gizmos  | 44681 | 90198.5205 |
| Gizmos  | 44712 | 87101.9264 |
| Gizmos  | 44742 | 83855.2941 |
| Gizmos  | 44773 | 84854.3167 |
| Gizmos  | 44804 | 89603.3671 |
| Gizmos  | 44834 | 85329.8314 |
| Gizmos  | 44865 | 90260.8599 |
| Gizmos  | 44895 | 95377.4527 |
| Gizmos  | 44926 | 95552.377  |

The 'Ranger' report panel shows the following settings:

- Your Reports: Currently using 31-Jul-2021
- Product: Currently using Gizmos
- Updates: Currently using update 1

Parameters locked. Either finish placing blocks and save the report, or else cancel.

All Blocks in this Report

| Block Name | Rows | Cols |
|------------|------|------|
| Forecast   | 36   | 3    |

Buttons: Save Report, Cancel

RANGER

9. Save the block when done placing and you will be taken back to the edit report screen

The screenshot shows a Microsoft Excel spreadsheet with a table of data. The table has three columns: Product, Month, and Amount. The data is as follows:

| Product | Month | Amount     |
|---------|-------|------------|
| Gizmos  | 43861 | 48629      |
| Gizmos  | 43890 | 48037.8878 |
| Gizmos  | 43921 | 50583.7279 |
| Gizmos  | 43951 | 52601.6086 |
| Gizmos  | 43982 | 55928.8232 |
| Gizmos  | 44012 | 59961.2045 |
| Gizmos  | 44043 | 62514.1658 |
| Gizmos  | 44074 | 63309.0149 |
| Gizmos  | 44104 | 63109.5681 |
| Gizmos  | 44135 | 66478.1256 |
| Gizmos  | 44165 | 70561.7711 |
| Gizmos  | 44196 | 69191.7765 |
| Gizmos  | 44227 | 72176.8082 |
| Gizmos  | 44255 | 75957.391  |
| Gizmos  | 44286 | 79447.2156 |
| Gizmos  | 44316 | 77708.2794 |
| Gizmos  | 44347 | 78828.0864 |
| Gizmos  | 44377 | 83272.6108 |
| Gizmos  | 44408 | 85504.6561 |
| Gizmos  | 44439 | 84106.0796 |
| Gizmos  | 44469 | 84185.0176 |
| Gizmos  | 44500 | 83404.3387 |
| Gizmos  | 44530 | 82647.3022 |
| Gizmos  | 44561 | 79316.0182 |
| Gizmos  | 44592 | 80249.7922 |
| Gizmos  | 44620 | 81477.291  |
| Gizmos  | 44651 | 86501.4583 |
| Gizmos  | 44681 | 90198.5205 |
| Gizmos  | 44712 | 87101.9264 |
| Gizmos  | 44742 | 83855.2941 |
| Gizmos  | 44773 | 84854.3167 |
| Gizmos  | 44804 | 89603.3671 |
| Gizmos  | 44834 | 85329.8314 |
| Gizmos  | 44865 | 90260.8599 |
| Gizmos  | 44895 | 95377.4527 |
| Gizmos  | 44926 | 95552.377  |

The Ranger report interface is overlaid on the right side of the spreadsheet. It shows a 'Your Reports' section with a list of reports. A dialog box titled 'Ranger' is open in the center, displaying the message 'Report saved successfully' and an 'OK' button.

10. Save the report to keep it connected to your workbook. You can then come back later and switch to different versions or a new update if a user updates the report